

VL-GM301A VL-GM201A

VIDEO DOOR INTERCOM SYSTEMS



Panasonic ideas for life

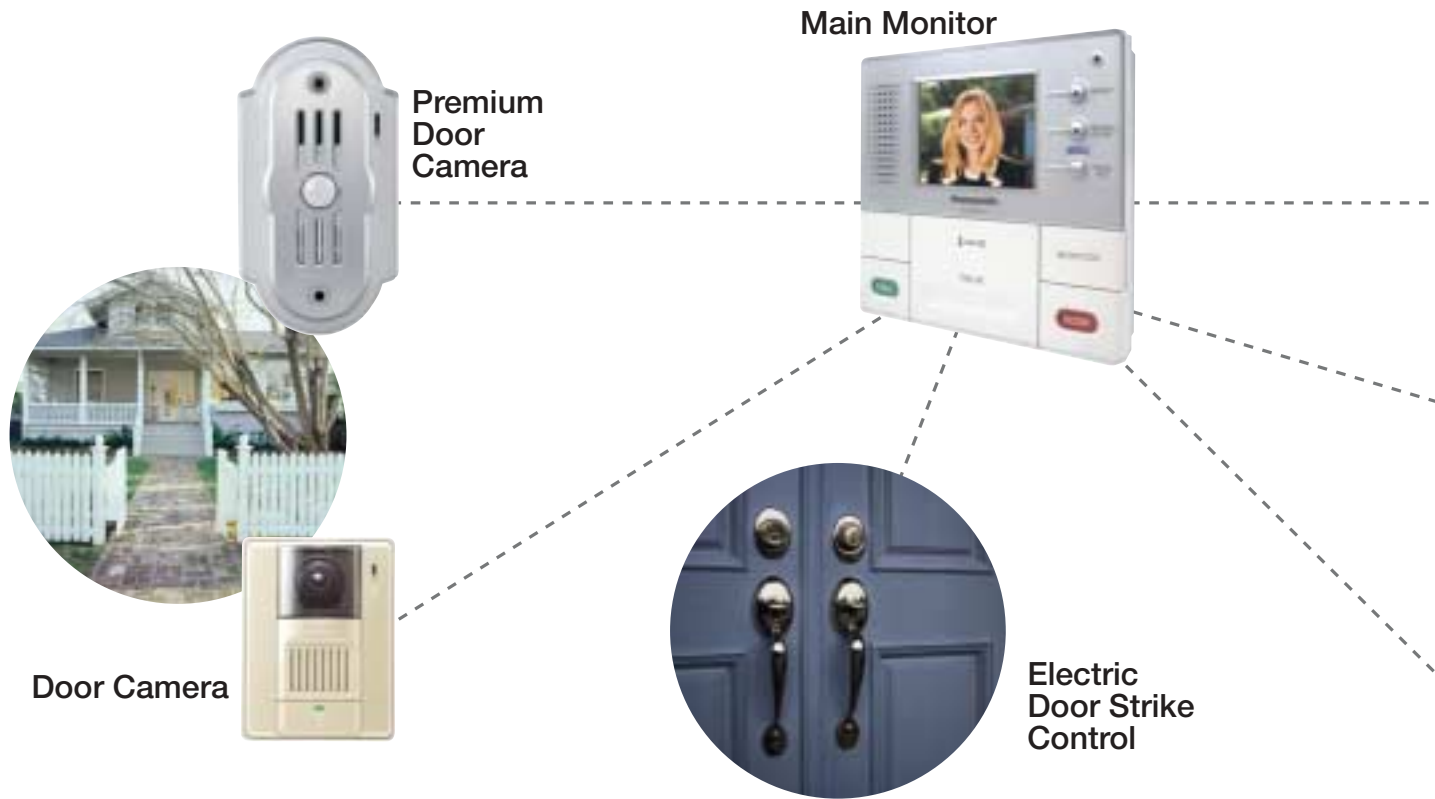
Seeing is Relieving

A sure, convenient way to protect your home and family



Panasonic introduces an innovative new system for protecting your home from intruders. Combining video and intercom functions, this system lets you see and speak with visitors before opening the door. You can also integrate the telephone system to the video door intercom system for added reliability and convenience. The indoor color monitor offers a host of functions that make it easy for you and family members to see who's outside. With advanced new video intercom systems from Panasonic, protecting loved ones has never been easier.

See and Talk to Visitors



Color LCD Monitor

It's easy to see who's at the door, thanks to a color LCD with automatic brightness compensation and adjustable contrast. In dim evening light the image displayed is brighter than the actual light level. At night an infrared LED in the camera unit lets you see your visitor's face from approximately 19 inches (50 cm) away.*

*At night, images are black and white.



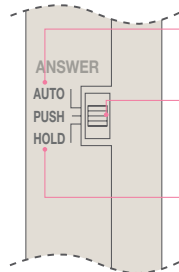
• Daytime



• Nighttime

Hands-free Operation

When you're holding something you can't put down right away, this function lets you answer without having to press a button. Just use the switch on the monitor station unit to select any one of the three response methods outlined below.



- **Voice response**
Simply talk.
No need to press a button.
- **Touch and talk**
Just touch the button once and begin talking.
Useful when it's noisy inside.
- **Press and talk**
Hold the button down and talk.
Useful when it's noisy around the outside unit.

Monitor

To view and hear from the monitor, simply press the monitor button. Indoor sounds cannot be heard from outdoors. This function works when the system is in normal standby condition.



Door Strike Connection

You can open an electronic door lock from the monitor station. There's no need to go all the way to the door each time a guest arrives - especially convenient when you're hosting a party.



Panasonic Phone System Integration



KX-TDA50



KX-TA308, KX-TA624, KX-TA824, KX-TA1232, KX-TAW848 Ver2.0~, KX-TD308, KX-TD816, KX-TD1232, KX-TDA50 Ver2.0~, KX-TDA100 Ver2.01~, KX-TDA200 Ver2.01~

Before Opening the Door



Panasonic Telephone System



Optional Expansion Monitor #1



Optional Expansion Monitor #2



TV



DVD Recorder

Expandable Line Up

Door Cameras



VL-GC001A-S



VL-GC001A-N



VL-GC002A-W

Monitors

Main Monitor
VL-GM301A



Optional
Expansion Monitor
VL-GM001A



Single Monitor VL-GM201A



Mounting Options

Optional
Flush Mount Kit for
the VL-GM301A and the VL-GM001A




VL-GW001A

Optional
Desk Mount Kit for
the VL-GM201A



VL-GT001A

Built Tough to Resist the Elements



A Rugged Metal Body withstands the elements

Potential intruders will have a tough time tampering with this rugged metal body. For further resistance, we used special screws that are extremely difficult to remove. Choose either gold or silver. With its solid appearance, the outside unit makes a good match with both traditional and contemporary homes. And the body features a water resistant structure, so you can install it anywhere outdoors.



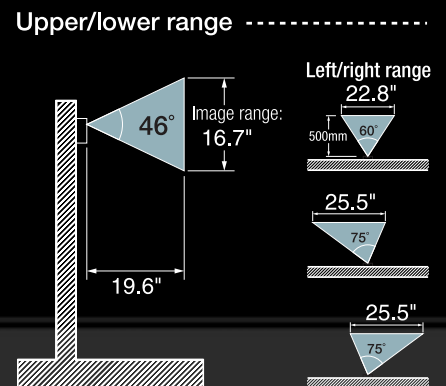
Illuminated Button lights up at night

The door camera illuminates at night, making it easier for guests to find while also lending an attractive look to your doorway. When a visitor presses the button, a chime tone sounds at the indoor color monitor unit.





Camera Angle Control adjusts to doorway shape




You get a clear view of visitors at your door thanks to a camera that views over a range of 16.7" up and down and 25.5" side to side. The camera's side-to-side aim range can be adjusted to fit installation conditions.



MONITOR FEATURE LIST AND SPECIFICATIONS

Model Number		VL-GM301A Premium Monitor System	VL-GM201A Monitor
Features			
System Configurations		Up To 3 monitors, 2 cameras	1 monitor, 1 camera
Monitor	LCD Size	3.5"	2.5"
	Communication	Hands-free or Press-to-talk	
	Answer by Voice	-	✓
	Ringer Tone	✓(5)	-
	Ringer Volume	3 steps (1~3)	
	Receiver Volume	3 steps	-
	Intercom (Monitor to Monitor)	✓	-
	Camera Capability	2	1
	Camera On/Off	✓	-
	Voice Call	✓	✓
	Door Strike	✓ (2 circuits)	✓ (1 circuit)
	Video Out	O	-
	Alarm Out Put	O	-
	PBX Connect	✓ (2 circuits)	✓ (1 circuit)
	Indication Time of Video Monitor		
	-Outside Call (Calling)	Approx. 30 second	
	-Monitoring	1 minute	
	-Outside Call (Talking)	1 minute 30 seconds	
	-Outside Call (Press to Talk)	1 minute	
	Brightness	5 steps	
	Installation	Flush Mount/Surface Mount	Surface Mount
	Dimensions	6.4"W x 1.25"D x 5.5"H	5.3"W x 1.25"D x 5.5"H
	Material	ABS	
	Power Consumption	Stand-by 44mA, Operation 450mA (DC24V)	Stand-by 30mA, Operation 420mA (DC24V)
	Operating Environment	32F to 104F	
Length of Cable	Monitor Power Supply	98ft (Fire Alarm Cable)	
	Main Monitor to Camera	328ft (CAT3 Cable)	
	Monitor to Monitor	328 ft. (CAT3 Cable)	-

DOOR CAMERA FEATURE LIST AND SPECIFICATIONS

Model Number	VL-GC001A-N	VL-GC001A-S	VL-GC002A-W
Features			
Color	Gold	Silver	White
Material	Aluminum		Plastic
View Area			
- Horizon 50cm from Camera	Approx. Left&Right 22.83" _60°_AngleChange 25.59"(60°)		45" 98°
- Vertical 50cm from Camera	Approx. Upside 16" 46°		31" 77°
Angle Adjustment	Left & Right		Left & Right & Up
Operating Environment	14° F ~ 122° F		
Power Supply	From Monitor		
Lighted Key	✓ Blue		✓ Green
Camera Device	CCD 250k pixels		
Minimum Brightness	Approx. 1 Lux/19.68" from Camera		
Infrared Camera	✓		
Splash Resistant	✓		
Dimensions	W3.54" x D1.3" x H6.49"		W3.85" x D1.69" x H5.11"
Weight	.73 lbs.		.66 lbs.

Units, Weights and Specifications subject to change.

Panasonic ideas for life